

AUTOIMMUNE ZOOMER

DEMO

FINAL REPORT

Accession ID: 2403056388

Name: AUTOIMMUNE ZOOMER
DEMO
Date of Birth: 01-01-1111
Gender: Male
Age: 01
Height:
Weight:
Fasting: UNKNOWN

Telephone: 000-000-0000
Street Address:
Email:

Provider Information

Practice Name: DEMO CLIENT, MD
Provider Name: DEMO CLIENT, MD
Phlebotomist: 0

Telephone: 000-000-0000
Address: 3521 Leonard Ct, Santa Clara, CA 95054

Report Information

Current Result Previous Result In Control Moderate Risk

Specimen Information

Sample Type	Collection Time	Received Time	Report	Final Report Date
Serum	2024-03-21 01:00 (PDT)	2024-03-22 15:42 (PDT)	Autoimmune Zoomer - P2	2024-01-23 15:23 (PDT)

INTRODUCTION

Vibrant Wellness is pleased to present Autoimmune Zoomer panel to help you make healthy lifestyle, dietary and treatment choices and aid in the understanding of Autoimmune diseases in consultation with your healthcare provider. The Vibrant Autoimmune Zoomer panel tests for IgG antibodies for Autoimmune Zoomer antigens.

Methodology:

The Vibrant Autoimmune Zoomer test is a semiquantitative assay that detects IgG antibodies in human serum for the Autoimmune Zoomer antibodies with multiplexed chemiluminescence immunoassay (CLIA) methodology.

Interpretation of Report:

The Autoimmune Zoomer Summary provides concise information by representing the list of antigens with positive serology antibody titers that are outside the normal reference range. Reference ranges have been established using a cohort of 192 apparently healthy individuals. While the summary table provides a quick snapshot of the analytes tested, providers are encouraged to review the comments provided following the summary for a detailed description and significance of the analytes tested.

This is followed by a complete list of all analytes tested for all antigen markers. For antibody results, the classification of Green denotes a result that is within the normal reference range, the classification of Yellow denotes a result that is moderately elevated titer with respect to the reference range and the classification of Red denotes a result that is elevated with respect to the normal reference range. Additionally, the previous value (if available) is also indicated to help check for improvements every time the test is ordered. As with all testing, results should be interpreted considering a patient's history, physical examination, and/or results of other diagnostic testing.

The Vibrant Wellness platform provides tools for you to track and analyze your general wellness profile. Testing for the Autoimmune Zoomer panel is performed by Vibrant America, a CLIA certified lab CLIA#:05D2078809. Vibrant Wellness provides and makes available this report and any related services pursuant to the Terms of Use Agreement (the "Terms") on its website at www.vibrant-wellness.com. By accessing, browsing, or otherwise using the report or website or any services, you acknowledge that you have read, understood, and agree to be bound by these terms. If you do not agree to these terms, you shall not access, browse, or use the report or website. The statements in this report have not been evaluated by the Food and Drug Administration and are only meant to be lifestyle choices for potential risk mitigation. Please consult your healthcare provider for medication, treatment, diet, exercise, or lifestyle management as appropriate. This product is not intended to diagnose, treat, or cure any disease or condition. Vibrant Wellness does not provide clinical consultations for Lyme disease treatments.

Please note:

It is important that you discuss any modifications to your diet, exercise, and nutritional supplementation with your healthcare provider before making any changes.

Eye	Current	Previous	Result	Reference
-----	---------	----------	--------	-----------

CLINICAL SIGNIFICANCE

ASSOCIATED DAMAGE

SUGGESTED SUPPLEMENTS

Liver	Current	Previous	Result	Reference
-------	---------	----------	--------	-----------

CLINICAL SIGNIFICANCE

ASSOCIATED DAMAGE

SUGGESTED SUPPLEMENTS

Muscular System	Current	Previous	Result	Reference
-----------------	---------	----------	--------	-----------

CLINICAL SIGNIFICANCE








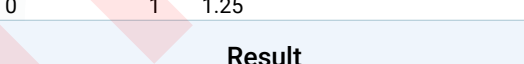







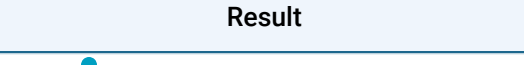

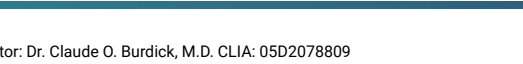
ASSOCIATED DAMAGE


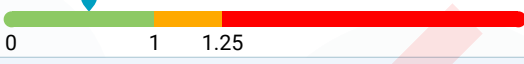















SUGGESTED SUPPLEMENTS

Melissa officinalis L.: *Melissa officinalis* L. supplementation improves cardiac function and myocardial architecture, possibly via oxidative stress mitigation, thus preventing heart remodeling, development of dilated cardiomyopathy, and subsequent heart failure connected with autoimmune myocarditis.





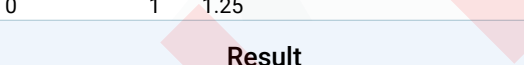









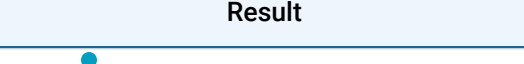





Autoimmune Zoomer - Summary




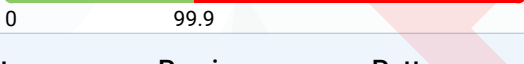



Autoimmune Zoomer

Autoimmune Zoomer				
Blood Vessels	Current	Previous	Result	Reference
Beta-2 Glycoprotein I (β2GPI)	0.56			≤1.0
Cardiolipin	0.56			≤1.0
Proteinase 3 (ANCA)	0.56			≤1.0
Central Nervous System	Current	Previous	Result	Reference
Myelin Basic Protein (MBP)	0.56			≤1.0
Dry Eyes and Mouth	Current	Previous	Result	Reference
SSA 52kDa	0.56			≤1.0
SSA 60kDa	0.56			≤1.0
SSB	0.56			≤1.0
α-fodrin	0.56			≤1.0
Eye	Current	Previous	Result	Reference
Aquaporin-4 (AQP4)	>4			≤1.0
Interphotoreceptor retinoid-binding protein (IRBP, RBP3)	0.56			≤1.0
Gut	Current	Previous	Result	Reference
Parietal cell antibodies (PCA)	0.56			≤1.0
Anti S. cerevisiae antibody (ASCA)	0.56			≤1.0
Tissue transglutaminase (Anti-tTG IgG)	0.56			≤0.94
Tissue transglutaminase (Anti-tTG IgA)	0.56			≤0.94
Deaminated gliadin (Anti-DGP IgG)	0.56			≤0.94
Deaminated gliadin (Anti-DGP IgA)	0.56			≤0.94
Immune Health	Current	Previous	Result	Reference
Platelet antigens (GPIIb)	0.56			≤1.0
Platelet antigens (GPIIIa)	0.56			≤1.0

Autoimmune Zoomer				
Immune Health	Current	Previous	Result	Reference
Interferon-α/β receptor 1	0.56			≤1.0
Interferon-α/β receptor 2	0.56			≤1.0
Joints/Arthritis	Current	Previous	Result	Reference
Collagen type II	0.56			≤1.0
Rheumatoid Factor (RF) (IU/mL)	<10			≤14.0
Citrullinated Peptide Antibodies (CCP3)	0.6			≤19.9
Kidney	Current	Previous	Result	Reference
α-actinin	0.56			≤1.0
Liver	Current	Previous	Result	Reference
Microsomal antibodies (LKM1)	0.56			≤1.0
Smooth muscle antibodies (ASMA)	>4			≤1.0
Mixed Connective Tissue	Current	Previous	Result	Reference
U1-snRNP 68/70 kDa	0.56			≤1.0
U1-snRNP A	0.56			≤1.0
U1-snRNP C	0.56			≤1.0
U1-snRNP B/B'	0.56			≤1.0
Muscular System	Current	Previous	Result	Reference
Titin	0.56			≤1.0
Cardiac myosin	1.98			≤1.0
Jo-1 (histidyl-tRNA synthetase)	0.56			≤1.0
PM/ScI75	0.56			≤1.0
PM/ScI100	0.56			≤1.0

Autoimmune Zoomer

Autoimmune Zoomer				
Pancreas	Current	Previous	Result	Reference
Insulin	0.56			≤1.0
Islet Cell Antigen 1	0.56			≤1.0
Islet Cell Antigen 2	0.56			≤1.0
Glutamic Acid Decarboxylase 65 (GAD65)	0.56			≤1.0
Glutamic Acid Decarboxylase 67 (GAD67)	0.56			≤1.0
Peripheral Nervous System	Current	Previous	Result	Reference
Ganglioside GM1	0.56			≤1.0
Myelin-associated glycoprotein (MAG)	0.98			≤1.0
Skin	Current	Previous	Result	Reference
Centromere protein (CENP A)	0.56			≤1.0
Centromere protein (CENP B)	0.56			≤1.0
Desmoglein 1	0.56			≤1.0
Desmoglein 2	0.56			≤1.0
Desmoglein 3	0.56			≤1.0
Type VII collagen	0.56			≤1.0
Scleroderma-specific antibodies (Scl-70)	0.56			≤1.0
RNA Polymerase 3	0.56			≤1.0
Systemic Autoimmune	Current	Previous	Result	Reference
Sm antigen	0.56			≤1.0
Sm/RNP	0.56			≤1.0
SmD	0.56			≤1.0
SmD1	0.56			≤1.0
SmD2	>4			≤1.0

Autoimmune Zoomer						
Systemic Autoimmune		Current	Previous	Result		Reference
SmD3		0.56				≤1.0
Nucleosome/Chromatin		0.56				≤1.0
Histones		0.56				≤1.0
Double-stranded DNA (dsDNA) (IU/mL)		<2.6				≤99.9
Systemic Autoimmune	Current	Pattern	Titer	Previous	Pattern	Titer
Antinuclear Antibodies (ANA)	NEGATIVE		Not Applicable	< 1:40		
Thyroid		Current	Previous	Result		Reference
Thyroglobulin (TG)		<12				≤115.0
Thyroid Peroxidase (TPO)		<12				≤34.9
Inflammation		Current	Previous	Result		Reference
hsCRP		0.6				≤0.9

Risk and Limitations

This test has been developed and its performance characteristics determined by Vibrant America LLC., a CLIA certified lab. These assays have not been cleared or approved by the U.S. Food and Drug Administration. Vibrant Wellness provides additional contextual information on these tests and provides the report in a more descriptive fashion.

Clinical history and current symptoms of the individual must be considered by the healthcare provider prior to any interventions. Test results should be used as one component of a healthcare provider's clinical assessment.

Vibrant Autoimmune Zoomer panel testing is performed at Vibrant America, a CLIA and CAP certified laboratory utilizing ISO-13485 developed technology. Vibrant America has effective procedures in place to protect against technical and operational problems. However, such problems may still occur. Examples include failure to obtain the result for a specific test due to circumstances beyond Vibrant's control. Vibrant may re-test a sample to obtain these results but upon re-testing the results may still not be obtained. As with all medical laboratory testing, there is a small chance that the laboratory could report incorrect results. A tested individual may wish to pursue further testing to verify any results.

The information in this report is intended for educational purposes only. While every attempt has been made to provide current and accurate information, neither the author nor the publisher can be held accountable for any errors or omissions. Tested individuals may find their experience is not consistent with Vibrant's selected peer reviewed scientific research findings of relative improvement for study groups. The science in this area is still developing and many personal health factors affect diet and health. Since subjects in the scientific studies referenced in this report may have had personal health and other factors different from those of tested individuals, results from these studies may not be representative of the results experienced by tested individuals. Further, some recommendations may or may not be attainable, depending on the tested individual's physical ability or other personal health factors. A limitation of this testing is that many of these scientific studies may have been performed in selected populations only.

The interpretations and recommendations are done in the context of these studies, but the results may or may not be relevant to tested individuals of different or mixed ethnicities. Vibrant Wellness makes no claims as to the diagnostic or therapeutic use of its tests or other informational materials. Vibrant Wellness reports and other information do not constitute medical advice and are not a substitute for professional medical advice. Please consult your healthcare practitioner for questions regarding test results, or before beginning any course of medication, supplementation, or dietary changes.